



June 23, 2011

M
I
N
N
E
S
O
T
A

2010 Public Stumpage Price Review

Available for download from Minnesota DNR – Forestry at URL:
<http://www.dnr.state.mn.us/forestry/timbersales/stumpage.html>

Highlights

In 2010, the sum of all units-of-measure stumpage sold by public agencies totaled 1.72 million cord equivalents with a bid value of \$37.1 million as compared to 2009 with 1.77 million cord equivalents sold and a bid value of \$33.6 million, a year-over-year volume decrease of 2.7% and revenue increase of 10.4%.

Average stumpage prices received for all-species pulpwood and bolts increased from \$19.13 per cord in 2009 to \$21.41 per cord in 2010, an average increase of 11.9%.

The average stumpage price received for aspen pulpwood was \$25.16 per cord as compared to an average \$23.07 in 2009, a year-over-year increase of 9.1%.

The average pine pulp and bolts stumpage price was \$30.15 per cord compared to \$27.44 per cord in 2009, a year-over-year increase of 9.9%.

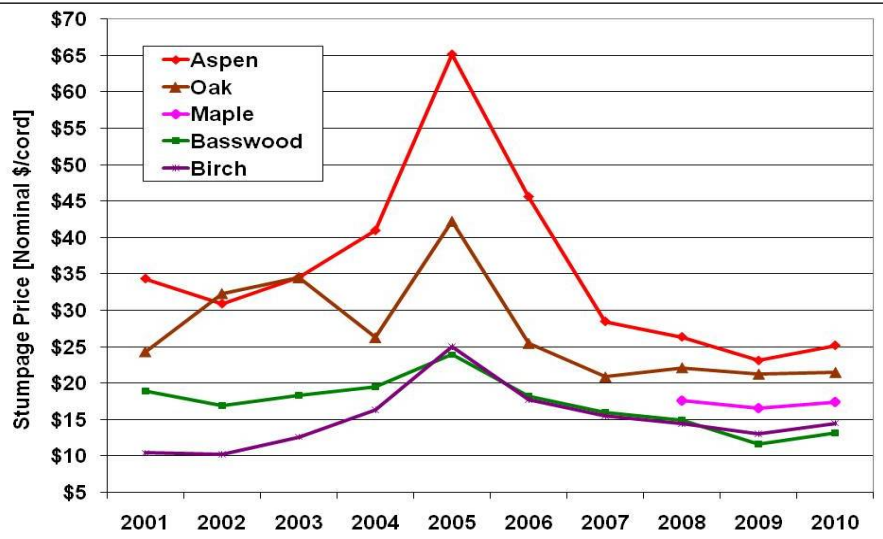


Figure 1. Public hardwood pulp & bolts stumpage price trends, 2001-10.

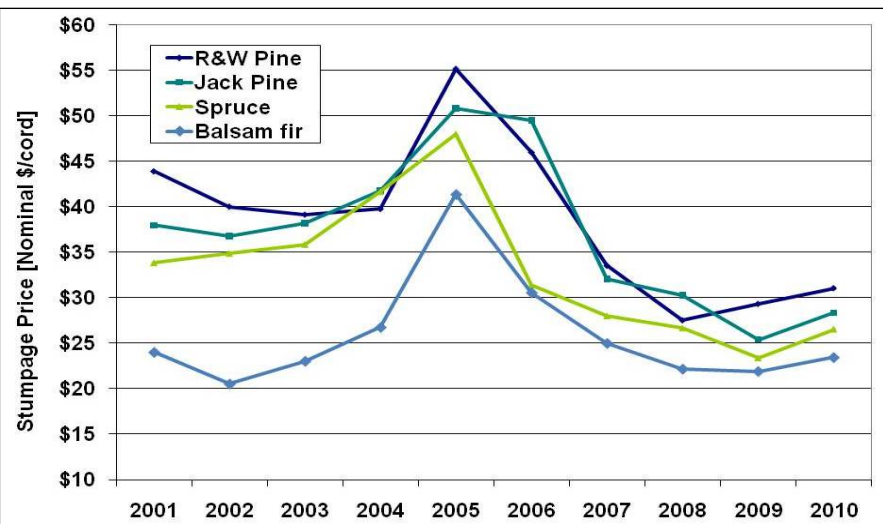


Figure 2. Public softwood pulp & bolts stumpage price trends, 2001-10.

For information about the Minnesota Stumpage Price Review, contact: Don Deckard, State Forest Economist, Minnesota Department of Natural Resources, Division of Forestry, 500 Lafayette Road - Box 44, St. Paul, Minnesota 55155-4044; email: donald.deckard@state.mn.us; phone: (651) 259-5287.

In 2010, a total 17.5 MMBF of sawtimber was sold by public agencies as compared to 8.3 MMBF sold in 2009, a year-over-year volume increase of 110.8%.

The all-species average sawtimber stumpage price was \$115.16 per MBF in 2010 as compared to \$104.49 per MBF in 2009, a year-over-year increase of 10.2%.

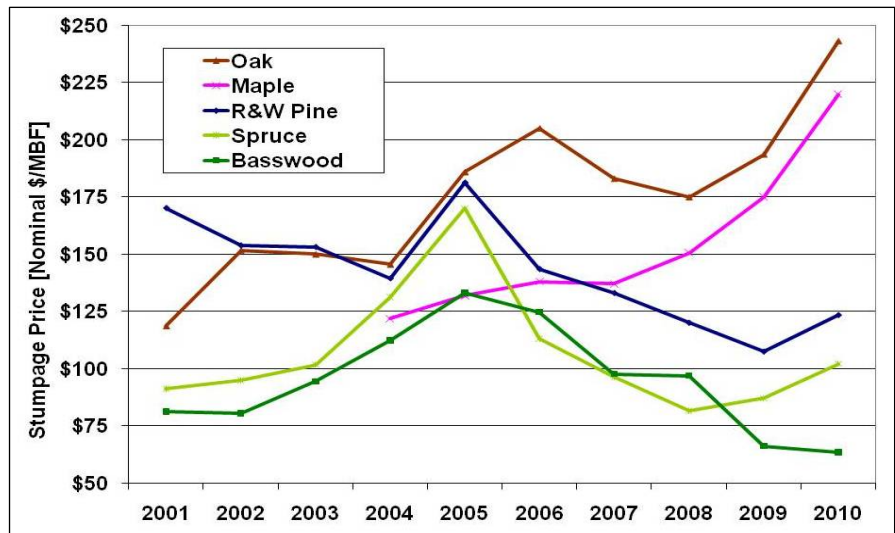


Figure 3. Public sawtimber stumpage price trends, 2000-09.

Purpose and Methods

This report contains average stumpage prices received by all Minnesota public agencies in 2008 for the following product classifications: sawtimber, pulp & bolts, pulpwood, fuelwood, and biomass. Information presented may be useful for determining the total volume and value of stumpage sold and for comparing relative volumes and values of stumpage sold during the reporting period by public agencies in Minnesota.

The various public agencies have different fiscal years. The reporting period for each agency is included as part of the agencies information. The fiscal year used by the counties is the same as the calendar year. Federal agencies (USFS and BIA) fiscal year runs from October 1 – September 30. The state's (Minnesota DNR) fiscal year runs from July 1 – June 30, but to make the data reported more consistent with the other agencies, the time period for state data included in the report is for CY 2010. Some agencies report their data based on timber appraisal estimates from timber sales sold, while others report based on actual scale receipts from timber harvested and scaled. The reporting basis for each agency is included in the report.

DISCLAIMER: The timber sales data includes different products and units of measure by species. Reported volumes and values are adjusted to account for variability in product specifications at the discretion of the state forest economist. The reader should use caution when comparing the prices shown in this report with actual prices received or expected on any specific timber sale. Individual sale prices may vary significantly from the averages shown in this report because of variability in both economic and physical conditions.

Definitions

Average price: volume weighted (mean) calculated by multiplying the corresponding volume by price for each species/species group and product/product group.

Biomass: logging residues including tops, limbs, and cull pieces.

Board foot: a piece of wood 1" thick by 12" long by 12" wide.

Bolt: short length log, in the Lake States usually 100" in length with minimum 6" top diameter. Depending on species and quality, may be suitable for the production of dimensional lumber (2x4s), industrial grade lumber (pallets), for manufacturing turned forest products, or for peeling.

Cord: unit of cubic volume measure 4 feet wide, 4 feet high, and 8 feet long, or equivalent, containing 128 cubic feet of well stacked roundwood, including bark and air space.

MBF: one thousand board feet; for stumpage purposes, a unit of volume measured using log or tree scale.

MMBF: one million board feet; for stumpage purposes, a unit of volume measured using log or tree scale.

Pulpwood: stem suitable for fiber used for paper and oriented strand board (OSB) manufacturing.

Pulp & Bolts: stem containing the mixed products of pulpwood and bolts.

Sawtimber: stems containing logs suitable for production of graded boards and/or dimensional lumber.

Stumpage: the value of standing trees.

2010 SUMMARY TABLE – ALL MINNESOTA PUBLIC AGENCIES

All Agencies	Sawtimber		Pulp and Bolts		Pulpwood		Fuelwood		Biomass		
	<u>Species Name</u>	<u>MBF</u>	<u>Avg Price</u>	<u>Cords</u>	<u>Avg Price</u>	<u>Cords</u>	<u>Avg Price</u>	<u>Cords</u>	<u>Avg Price</u>	<u>Tons</u>	<u>Avg Price</u>
	Aspen	19.2	\$33.67	0.0	\$0.00	812,617.0	\$25.16	7.2	\$4.00	744.7	\$0.95
	Balm of Gilead	0.0	\$0.00	0.0	\$0.00	11,479.3	\$21.22	0.0	\$0.00	0.0	\$0.00
	Birch Species	164.0	\$38.92	37,662.4	\$14.48	81,503.1	\$8.48	118.5	\$1.60	316.7	\$1.03
	Ash Species	153.9	\$56.27	3,857.5	\$17.41	20,822.3	\$6.97	119.3	\$5.37	0.0	\$0.00
	Elm Species	17.8	\$45.08	0.0	\$0.00	75.0	\$4.05	0.0	\$0.00	0.0	\$0.00
	Oak Species	1,848.8	\$243.09	30,864.0	\$21.49	9,968.6	\$13.41	1,266.8	\$8.87	26.1	\$0.80
	Basswood	467.8	\$63.47	10,786.8	\$13.15	9,884.8	\$7.50	0.0	\$0.00	0.0	\$0.00
	Other Hardwoods	3,250.4	\$29.80	0.0	\$0.00	59,963.7	\$12.29	2,900.1	\$5.47	0.0	\$0.00
	Balsam Fir	0.0	\$0.00	17,160.0	\$23.44	81,356.9	\$16.10	0.0	\$0.00	0.0	\$0.00
	Spruce Species	552.6	\$102.15	22,264.3	\$26.54	107,500.7	\$21.58	0.0	\$0.00	290.0	\$0.90
	Tamarack	0.0	\$0.00	0.0	\$0.00	60,380.4	\$5.03	207.0	\$2.43	0.0	\$0.00
	White Cedar	0.0	\$0.00	0.0	\$0.00	1,678.4	\$6.19	0.0	\$0.00	0.0	\$0.00
	Jack Pine	0.0	\$0.00	59,235.7	\$28.34	5,365.2	\$17.21	277.3	\$5.27	2,458.6	\$0.24
	Red & White Pine	10,982.5	\$123.36	120,722.5	\$31.04	9,577.1	\$9.08	0.0	\$0.00	848.0	\$1.00
	Maple	62.7	\$219.83	1,037.0	\$17.41	58,412.3	\$9.21	72.0	\$4.53	9.5	\$0.80
	Mixed Spp-Bio	0.0	\$0.00	0.0	\$0.00	0.0	\$0.00	0.0	\$0.00	108,427.2	\$0.92
All Agencies	All Species	17,519.7	\$115.16	303,590.2	\$25.87	1,330,584.7	\$20.39	4,968.2	\$6.09	113,120.8	\$0.90

The Public Stumpage Price Review is compiled by the Division of Forestry in cooperation with other public land management agencies in Minnesota.

Distribution is 100% electronic and is available for downloading from the DNR website along with reports from previous years.

Aitkin Co.		Reporting Period: 01/10 to 12/10				Reporting: Appraisal Reports					
<u>Species Name</u>	<u>Sawtimber</u>		<u>Pulp and Bolts</u>		<u>Pulpwood</u>		<u>Fuelwood</u>		<u>Biomass</u>		
	<u>MBF</u>	<u>Avg Price</u>	<u>Cords</u>	<u>Avg Price</u>	<u>Cords</u>	<u>Avg Price</u>	<u>Cords</u>	<u>Avg Price</u>	<u>Tons</u>	<u>Avg Price</u>	
Aspen	0.0	\$0.00	0.0	\$0.00	24,239.0	\$26.54	0.0	\$0.00	0.0	\$0.00	
Balm of Gilead	0.0	\$0.00	0.0	\$0.00	0.0	\$0.00	0.0	\$0.00	0.0	\$0.00	
Birch Species	40.5	\$52.35	2,444.0	\$12.57	0.0	\$0.00	0.0	\$0.00	0.0	\$0.00	
Ash Species	104.0	\$65.22	680.0	\$13.08	0.0	\$0.00	0.0	\$0.00	0.0	\$0.00	
Elm Species	0.0	\$0.00	0.0	\$0.00	0.0	\$0.00	0.0	\$0.00	0.0	\$0.00	
Oak Species	408.5	\$122.00	1,544.0	\$19.45	0.0	\$0.00	314.0	\$12.66	0.0	\$0.00	
Basswood	187.0	\$60.45	670.0	\$9.91	0.0	\$0.00	0.0	\$0.00	0.0	\$0.00	
Other Hardwoods	0.0	\$0.00	0.0	\$0.00	5,549.0	\$9.98	779.0	\$7.86	0.0	\$0.00	
Balsam Fir	0.0	\$0.00	983.0	\$23.85	0.0	\$0.00	0.0	\$0.00	0.0	\$0.00	
Spruce Species	0.0	\$0.00	0.0	\$0.00	184.0	\$24.29	0.0	\$0.00	0.0	\$0.00	
Tamarack	0.0	\$0.00	0.0	\$0.00	365.0	\$6.00	0.0	\$0.00	0.0	\$0.00	
White Cedar	0.0	\$0.00	0.0	\$0.00	0.0	\$0.00	0.0	\$0.00	0.0	\$0.00	
Jack Pine	0.0	\$0.00	0.0	\$0.00	19.0	\$22.11	0.0	\$0.00	0.0	\$0.00	
Red & White Pine	0.0	\$0.00	3,039.0	\$22.35	0.0	\$0.00	0.0	\$0.00	0.0	\$0.00	
Maple	0.0	\$0.00	0.0	\$0.00	5,442.0	\$10.20	22.0	\$8.00	0.0	\$0.00	
Mixed Spp-Bio	0.0	\$0.00	0.0	\$0.00	0.0	\$0.00	0.0	\$0.00	0.0	\$0.00	
Aitkin Co.	All Species	740.0	\$94.66	9,360.0	\$17.91	35,798.0	\$21.26	1,115.0	\$9.22	0.0	\$0.00

Becker Co.		Reporting Period: 01/10 to 12/10				Reporting: Appraisal Reports					
<u>Species Name</u>	<u>Sawtimber</u>		<u>Pulp and Bolts</u>		<u>Pulpwood</u>		<u>Fuelwood</u>		<u>Biomass</u>		
	<u>MBF</u>	<u>Avg Price</u>	<u>Cords</u>	<u>Avg Price</u>	<u>Cords</u>	<u>Avg Price</u>	<u>Cords</u>	<u>Avg Price</u>	<u>Tons</u>	<u>Avg Price</u>	
Aspen	0.0	\$0.00	0.0	\$0.00	5,422.0	\$24.77	0.0	\$0.00	0.0	\$0.00	
Balm of Gilead	0.0	\$0.00	0.0	\$0.00	0.0	\$0.00	0.0	\$0.00	0.0	\$0.00	
Birch Species	0.0	\$0.00	0.0	\$0.00	982.0	\$10.04	0.0	\$0.00	0.0	\$0.00	
Ash Species	0.0	\$0.00	0.0	\$0.00	60.0	\$9.10	0.0	\$0.00	0.0	\$0.00	
Elm Species	0.0	\$0.00	0.0	\$0.00	0.0	\$0.00	0.0	\$0.00	0.0	\$0.00	
Oak Species	0.0	\$0.00	0.0	\$0.00	385.0	\$13.68	0.0	\$0.00	0.0	\$0.00	
Basswood	0.0	\$0.00	0.0	\$0.00	130.0	\$8.63	0.0	\$0.00	0.0	\$0.00	
Other Hardwoods	0.0	\$0.00	0.0	\$0.00	5.0	\$7.00	0.0	\$0.00	0.0	\$0.00	
Balsam Fir	0.0	\$0.00	0.0	\$0.00	790.0	\$20.96	0.0	\$0.00	0.0	\$0.00	
Spruce Species	0.0	\$0.00	240.0	\$53.40	0.0	\$0.00	0.0	\$0.00	0.0	\$0.00	
Tamarack	0.0	\$0.00	0.0	\$0.00	100.0	\$5.00	0.0	\$0.00	0.0	\$0.00	
White Cedar	0.0	\$0.00	0.0	\$0.00	0.0	\$0.00	0.0	\$0.00	0.0	\$0.00	
Jack Pine	0.0	\$0.00	667.0	\$27.25	0.0	\$0.00	0.0	\$0.00	0.0	\$0.00	
Red & White Pine	0.0	\$0.00	0.0	\$0.00	270.0	\$8.94	0.0	\$0.00	0.0	\$0.00	
Maple	0.0	\$0.00	0.0	\$0.00	70.0	\$7.77	0.0	\$0.00	0.0	\$0.00	
Mixed Spp-Bio	0.0	\$0.00	0.0	\$0.00	0.0	\$0.00	0.0	\$0.00	0.0	\$0.00	
Becker Co.	All Species	0.0	\$0.00	907.0	\$34.17	8,214.0	\$20.84	0.0	\$0.00	0.0	\$0.00

Beltrami Co.		Reporting Period: 01/10 to 12/10				Reporting: Appraisal Reports					
<u>Species Name</u>	Sawtimber		Pulp and Bolts		Pulpwood		Fuelwood		Biomass		
	<u>MBF</u>	<u>Avg Price</u>	<u>Cords</u>	<u>Avg Price</u>	<u>Cords</u>	<u>Avg Price</u>	<u>Cords</u>	<u>Avg Price</u>	<u>Tons</u>	<u>Avg Price</u>	
Aspen	0.0	\$0.00	0.0	\$0.00	25,104.0	\$29.93	0.0	\$0.00	0.0	\$0.00	
Balm of Gilead	0.0	\$0.00	0.0	\$0.00	558.0	\$26.61	0.0	\$0.00	0.0	\$0.00	
Birch Species	0.0	\$0.00	2,993.0	\$17.34	0.0	\$0.00	0.0	\$0.00	0.0	\$0.00	
Ash Species	0.0	\$0.00	433.5	\$12.29	0.0	\$0.00	0.0	\$0.00	0.0	\$0.00	
Elm Species	0.0	\$0.00	0.0	\$0.00	0.0	\$0.00	0.0	\$0.00	0.0	\$0.00	
Oak Species	0.0	\$0.00	0.0	\$0.00	1,047.0	\$16.58	0.0	\$0.00	0.0	\$0.00	
Basswood	0.0	\$0.00	0.0	\$0.00	1,119.0	\$10.02	0.0	\$0.00	0.0	\$0.00	
Other Hardwoods	0.0	\$0.00	0.0	\$0.00	190.0	\$12.14	0.0	\$0.00	0.0	\$0.00	
Balsam Fir	0.0	\$0.00	2,012.0	\$23.06	0.0	\$0.00	0.0	\$0.00	0.0	\$0.00	
Spruce Species	0.0	\$0.00	0.0	\$0.00	749.0	\$17.41	0.0	\$0.00	0.0	\$0.00	
Tamarack	0.0	\$0.00	0.0	\$0.00	890.0	\$6.69	0.0	\$0.00	0.0	\$0.00	
White Cedar	0.0	\$0.00	0.0	\$0.00	0.0	\$0.00	0.0	\$0.00	0.0	\$0.00	
Jack Pine	0.0	\$0.00	3,739.0	\$36.13	0.0	\$0.00	0.0	\$0.00	0.0	\$0.00	
Red & White Pine	1,103.0	\$153.18	2,438.0	\$23.27	0.0	\$0.00	0.0	\$0.00	0.0	\$0.00	
Maple	0.0	\$0.00	0.0	\$0.00	829.0	\$11.24	0.0	\$0.00	0.0	\$0.00	
Mixed Spp-Bio	0.0	\$0.00	0.0	\$0.00	0.0	\$0.00	0.0	\$0.00	0.0	\$0.00	
Beltrami Co.	All Species	1,103.0	\$153.18	11,615.5	\$25.43	30,486.0	\$27.08	0.0	\$0.00	0.0	\$0.00

Carlton Co.		Reporting Period: 01/10 to 12/10				Reporting: Appraisal Reports					
<u>Species Name</u>	Sawtimber		Pulp and Bolts		Pulpwood		Fuelwood		Biomass		
	<u>MBF</u>	<u>Avg Price</u>	<u>Cords</u>	<u>Avg Price</u>	<u>Cords</u>	<u>Avg Price</u>	<u>Cords</u>	<u>Avg Price</u>	<u>Tons</u>	<u>Avg Price</u>	
Aspen	0.0	\$0.00	0.0	\$0.00	9,288.0	\$28.85	0.0	\$0.00	0.0	\$0.00	
Balm of Gilead	0.0	\$0.00	0.0	\$0.00	0.0	\$0.00	0.0	\$0.00	0.0	\$0.00	
Birch Species	0.0	\$0.00	0.0	\$0.00	891.0	\$11.43	0.0	\$0.00	0.0	\$0.00	
Ash Species	0.0	\$0.00	228.0	\$16.47	0.0	\$0.00	0.0	\$0.00	0.0	\$0.00	
Elm Species	0.0	\$0.00	0.0	\$0.00	0.0	\$0.00	0.0	\$0.00	0.0	\$0.00	
Oak Species	0.0	\$0.00	0.0	\$0.00	0.0	\$0.00	0.0	\$0.00	0.0	\$0.00	
Basswood	0.0	\$0.00	0.0	\$0.00	0.0	\$0.00	0.0	\$0.00	0.0	\$0.00	
Other Hardwoods	0.0	\$0.00	0.0	\$0.00	1,842.0	\$12.76	0.0	\$0.00	0.0	\$0.00	
Balsam Fir	0.0	\$0.00	0.0	\$0.00	702.0	\$15.00	0.0	\$0.00	0.0	\$0.00	
Spruce Species	0.0	\$0.00	15.0	\$25.00	288.0	\$12.60	0.0	\$0.00	0.0	\$0.00	
Tamarack	0.0	\$0.00	0.0	\$0.00	0.0	\$0.00	0.0	\$0.00	0.0	\$0.00	
White Cedar	0.0	\$0.00	0.0	\$0.00	0.0	\$0.00	0.0	\$0.00	0.0	\$0.00	
Jack Pine	0.0	\$0.00	0.0	\$0.00	0.0	\$0.00	0.0	\$0.00	0.0	\$0.00	
Red & White Pine	0.0	\$0.00	431.0	\$34.54	545.0	\$9.82	0.0	\$0.00	0.0	\$0.00	
Maple	0.0	\$0.00	368.0	\$13.64	0.0	\$0.00	0.0	\$0.00	0.0	\$0.00	
Mixed Spp-Bio	0.0	\$0.00	0.0	\$0.00	0.0	\$0.00	0.0	\$0.00	2,000.0	\$1.73	
Carlton Co.	All Species	0.0	\$0.00	1,042.0	\$23.07	13,556.0	\$23.69	0.0	\$0.00	2,000.0	\$1.73

Cass Co.	Reporting Period: 01/10 to 12/10				Reporting: Appraisal Reports					
	Sawtimber		Pulp and Bolts		Pulpwood		Fuelwood		Biomass	
Species Name	MBF	Avg Price	Cords	Avg Price	Cords	Avg Price	Cords	Avg Price	Tons	Avg Price
Aspen	0.0	\$0.00	0.0	\$0.00	53,575.0	\$24.51	0.0	\$0.00	0.0	\$0.00
Balm of Gilead	0.0	\$0.00	0.0	\$0.00	256.0	\$12.61	0.0	\$0.00	0.0	\$0.00
Birch Species	0.0	\$0.00	13,430.5	\$16.42	0.0	\$0.00	0.0	\$0.00	0.0	\$0.00
Ash Species	0.0	\$0.00	0.0	\$0.00	600.0	\$9.37	0.0	\$0.00	0.0	\$0.00
Elm Species	0.0	\$0.00	0.0	\$0.00	0.0	\$0.00	0.0	\$0.00	0.0	\$0.00
Oak Species	0.0	\$0.00	12,250.0	\$24.10	0.0	\$0.00	0.0	\$0.00	0.0	\$0.00
Basswood	0.0	\$0.00	2,231.0	\$12.99	0.0	\$0.00	0.0	\$0.00	0.0	\$0.00
Other Hardwoods	0.0	\$0.00	0.0	\$0.00	0.0	\$0.00	0.0	\$0.00	0.0	\$0.00
Balsam Fir	0.0	\$0.00	0.0	\$0.00	1,901.0	\$19.75	0.0	\$0.00	0.0	\$0.00
Spruce Species	0.0	\$0.00	0.0	\$0.00	410.0	\$25.86	0.0	\$0.00	0.0	\$0.00
Tamarack	0.0	\$0.00	0.0	\$0.00	1,474.0	\$6.10	0.0	\$0.00	0.0	\$0.00
White Cedar	0.0	\$0.00	0.0	\$0.00	0.0	\$0.00	0.0	\$0.00	0.0	\$0.00
Jack Pine	0.0	\$0.00	4,674.0	\$26.49	0.0	\$0.00	0.0	\$0.00	0.0	\$0.00
Red & White Pine	151.0	\$132.44	401.5	\$25.33	1,065.0	\$15.06	0.0	\$0.00	0.0	\$0.00
Maple	0.0	\$0.00	0.0	\$0.00	6,278.5	\$12.93	0.0	\$0.00	0.0	\$0.00
Mixed Spp-Bio	0.0	\$0.00	0.0	\$0.00	0.0	\$0.00	0.0	\$0.00	0.0	\$0.00
Cass Co. All Species	151.0	\$132.44	32,987.0	\$20.57	65,559.5	\$22.52	0.0	\$0.00	0.0	\$0.00

Clearwater Co.	Reporting Period: 01/10 to 12/10				Reporting: Appraisal Reports					
	Sawtimber		Pulp and Bolts		Pulpwood		Fuelwood		Biomass	
Species Name	MBF	Avg Price	Cords	Avg Price	Cords	Avg Price	Cords	Avg Price	Tons	Avg Price
Aspen	0.0	\$0.00	0.0	\$0.00	13,573.0	\$26.08	0.0	\$0.00	0.0	\$0.00
Balm of Gilead	0.0	\$0.00	0.0	\$0.00	0.0	\$0.00	0.0	\$0.00	0.0	\$0.00
Birch Species	0.0	\$0.00	0.0	\$0.00	2,117.0	\$9.20	0.0	\$0.00	0.0	\$0.00
Ash Species	0.0	\$0.00	0.0	\$0.00	105.0	\$8.00	0.0	\$0.00	0.0	\$0.00
Elm Species	0.0	\$0.00	0.0	\$0.00	0.0	\$0.00	0.0	\$0.00	0.0	\$0.00
Oak Species	48.7	\$27.00	0.0	\$0.00	1,961.0	\$10.57	0.0	\$0.00	0.0	\$0.00
Basswood	0.0	\$0.00	0.0	\$0.00	2,342.0	\$2.00	0.0	\$0.00	0.0	\$0.00
Other Hardwoods	0.0	\$0.00	0.0	\$0.00	0.0	\$0.00	200.0	\$2.65	0.0	\$0.00
Balsam Fir	0.0	\$0.00	0.0	\$0.00	0.0	\$0.00	0.0	\$0.00	0.0	\$0.00
Spruce Species	6.8	\$38.68	0.0	\$0.00	202.0	\$16.96	0.0	\$0.00	0.0	\$0.00
Tamarack	0.0	\$0.00	0.0	\$0.00	395.0	\$3.00	0.0	\$0.00	0.0	\$0.00
White Cedar	0.0	\$0.00	0.0	\$0.00	0.0	\$0.00	0.0	\$0.00	0.0	\$0.00
Jack Pine	0.0	\$0.00	559.0	\$22.92	0.0	\$0.00	0.0	\$0.00	0.0	\$0.00
Red & White Pine	113.4	\$86.63	1,037.0	\$19.55	0.0	\$0.00	0.0	\$0.00	0.0	\$0.00
Maple	0.0	\$0.00	0.0	\$0.00	2,241.0	\$9.43	0.0	\$0.00	0.0	\$0.00
Mixed Spp-Bio	0.0	\$0.00	0.0	\$0.00	0.0	\$0.00	0.0	\$0.00	0.0	\$0.00
Clearwater Co. All Species	168.9	\$67.51	1,596.0	\$20.73	22,936.0	\$18.55	200.0	\$2.65	0.0	\$0.00

Crow Wing Co.		Reporting Period: 01/10 to 12/10				Reporting: Appraisal Reports				
<u>Species Name</u>	<u>Sawtimber</u>		<u>Pulp and Bolts</u>		<u>Pulpwood</u>		<u>Fuelwood</u>		<u>Biomass</u>	
	<u>MBF</u>	<u>Avg Price</u>	<u>Cords</u>	<u>Avg Price</u>	<u>Cords</u>	<u>Avg Price</u>	<u>Cords</u>	<u>Avg Price</u>	<u>Tons</u>	<u>Avg Price</u>
Aspen	0.0	\$0.00	0.0	\$0.00	17,243.0	\$26.68	0.0	\$0.00	0.0	\$0.00
Balm of Gilead	0.0	\$0.00	0.0	\$0.00	0.0	\$0.00	0.0	\$0.00	0.0	\$0.00
Birch Species	0.0	\$0.00	3,762.0	\$15.03	0.0	\$0.00	0.0	\$0.00	0.0	\$0.00
Ash Species	0.0	\$0.00	0.0	\$0.00	489.0	\$11.19	0.0	\$0.00	0.0	\$0.00
Elm Species	0.0	\$0.00	0.0	\$0.00	0.0	\$0.00	0.0	\$0.00	0.0	\$0.00
Oak Species	0.0	\$0.00	4,815.0	\$19.78	0.0	\$0.00	0.0	\$0.00	0.0	\$0.00
Basswood	0.0	\$0.00	829.0	\$11.09	0.0	\$0.00	0.0	\$0.00	0.0	\$0.00
Other Hardwoods	0.0	\$0.00	0.0	\$0.00	0.0	\$0.00	0.0	\$0.00	0.0	\$0.00
Balsam Fir	0.0	\$0.00	0.0	\$0.00	140.0	\$18.15	0.0	\$0.00	0.0	\$0.00
Spruce Species	0.0	\$0.00	0.0	\$0.00	52.0	\$22.88	0.0	\$0.00	0.0	\$0.00
Tamarack	0.0	\$0.00	0.0	\$0.00	0.0	\$0.00	0.0	\$0.00	0.0	\$0.00
White Cedar	0.0	\$0.00	0.0	\$0.00	0.0	\$0.00	0.0	\$0.00	0.0	\$0.00
Jack Pine	0.0	\$0.00	379.0	\$24.47	0.0	\$0.00	0.0	\$0.00	0.0	\$0.00
Red & White Pine	108.6	\$105.01	1,133.0	\$31.26	262.0	\$7.22	0.0	\$0.00	0.0	\$0.00
Maple	0.0	\$0.00	0.0	\$0.00	2,335.0	\$10.32	0.0	\$0.00	0.0	\$0.00
Mixed Spp-Bio	0.0	\$0.00	0.0	\$0.00	0.0	\$0.00	0.0	\$0.00	1,605.0	\$1.00
Crow Wing Co. All Species	108.6	\$105.01	10,918.0	\$18.84	20,521.0	\$24.13	0.0	\$0.00	1,605.0	\$1.00

Hubbard Co.		Reporting Period: 01/10 to 12/10				Reporting: Appraisal Reports				
<u>Species Name</u>	<u>Sawtimber</u>		<u>Pulp and Bolts</u>		<u>Pulpwood</u>		<u>Fuelwood</u>		<u>Biomass</u>	
	<u>MBF</u>	<u>Avg Price</u>	<u>Cords</u>	<u>Avg Price</u>	<u>Cords</u>	<u>Avg Price</u>	<u>Cords</u>	<u>Avg Price</u>	<u>Tons</u>	<u>Avg Price</u>
Aspen	0.0	\$0.00	0.0	\$0.00	22,672.0	\$34.95	0.0	\$0.00	0.0	\$0.00
Balm of Gilead	0.0	\$0.00	0.0	\$0.00	0.0	\$0.00	0.0	\$0.00	0.0	\$0.00
Birch Species	0.0	\$0.00	0.0	\$0.00	3,209.0	\$10.06	0.0	\$0.00	0.0	\$0.00
Ash Species	0.0	\$0.00	0.0	\$0.00	95.0	\$8.20	0.0	\$0.00	0.0	\$0.00
Elm Species	0.0	\$0.00	0.0	\$0.00	0.0	\$0.00	0.0	\$0.00	0.0	\$0.00
Oak Species	0.0	\$0.00	55.0	\$23.27	420.0	\$12.81	0.0	\$0.00	0.0	\$0.00
Basswood	0.0	\$0.00	595.0	\$13.18	235.0	\$7.29	0.0	\$0.00	0.0	\$0.00
Other Hardwoods	0.0	\$0.00	0.0	\$0.00	765.0	\$6.33	0.0	\$0.00	0.0	\$0.00
Balsam Fir	0.0	\$0.00	1,421.0	\$25.42	0.0	\$0.00	0.0	\$0.00	0.0	\$0.00
Spruce Species	16.0	\$61.25	0.0	\$0.00	767.0	\$30.78	0.0	\$0.00	0.0	\$0.00
Tamarack	0.0	\$0.00	0.0	\$0.00	920.0	\$8.28	0.0	\$0.00	0.0	\$0.00
White Cedar	0.0	\$0.00	0.0	\$0.00	0.0	\$0.00	0.0	\$0.00	0.0	\$0.00
Jack Pine	0.0	\$0.00	3,968.0	\$36.97	40.0	\$10.80	0.0	\$0.00	1,706.0	\$0.00
Red & White Pine	41.3	\$106.05	615.0	\$23.63	115.0	\$10.85	0.0	\$0.00	0.0	\$0.00
Maple	0.0	\$0.00	0.0	\$0.00	0.0	\$0.00	0.0	\$0.00	0.0	\$0.00
Mixed Spp-Bio	0.0	\$0.00	0.0	\$0.00	0.0	\$0.00	0.0	\$0.00	1,095.0	\$1.00
Hubbard Co. All Species	57.3	\$93.54	6,654.0	\$31.03	29,238.0	\$29.77	0.0	\$0.00	2,801.0	\$0.39

Species Name	Reporting Period: 01/10 to 12/10				Reporting: Appraisal Reports					
	Sawtimber		Pulp and Bolts		Pulpwood		Fuelwood		Biomass	
	MBF	Avg Price	Cords	Avg Price	Cords	Avg Price	Cords	Avg Price	Tons	Avg Price
Aspen	0.0	\$0.00	0.0	\$0.00	43,643.0	\$23.95	0.0	\$0.00	0.0	\$0.00
Balm of Gilead	0.0	\$0.00	0.0	\$0.00	1,478.0	\$20.00	0.0	\$0.00	0.0	\$0.00
Birch Species	0.0	\$0.00	0.0	\$0.00	11,198.0	\$10.33	0.0	\$0.00	0.0	\$0.00
Ash Species	0.0	\$0.00	0.0	\$0.00	2,176.0	\$13.94	0.0	\$0.00	0.0	\$0.00
Elm Species	0.0	\$0.00	0.0	\$0.00	0.0	\$0.00	0.0	\$0.00	0.0	\$0.00
Oak Species	0.0	\$0.00	0.0	\$0.00	435.0	\$17.85	0.0	\$0.00	0.0	\$0.00
Basswood	0.0	\$0.00	1,711.0	\$15.39	0.0	\$0.00	0.0	\$0.00	0.0	\$0.00
Other Hardwoods	0.0	\$0.00	0.0	\$0.00	0.0	\$0.00	0.0	\$0.00	0.0	\$0.00
Balsam Fir	0.0	\$0.00	9,387.0	\$23.45	0.0	\$0.00	0.0	\$0.00	0.0	\$0.00
Spruce Species	0.0	\$0.00	0.0	\$0.00	7,983.0	\$27.29	0.0	\$0.00	0.0	\$0.00
Tamarack	0.0	\$0.00	0.0	\$0.00	1,254.0	\$5.17	0.0	\$0.00	0.0	\$0.00
White Cedar	0.0	\$0.00	0.0	\$0.00	0.0	\$0.00	0.0	\$0.00	0.0	\$0.00
Jack Pine	0.0	\$0.00	3,901.0	\$35.99	0.0	\$0.00	0.0	\$0.00	0.0	\$0.00
Red & White Pine	0.0	\$0.00	14,764.0	\$31.76	0.0	\$0.00	0.0	\$0.00	0.0	\$0.00
Maple	0.0	\$0.00	0.0	\$0.00	4,305.0	\$8.30	0.0	\$0.00	0.0	\$0.00
Mixed Spp-Bio	0.0	\$0.00	0.0	\$0.00	0.0	\$0.00	0.0	\$0.00	3,859.0	\$1.00
Itasca Co. All Species	0.0	\$0.00	29,763.0	\$28.75	72,472.0	\$20.54	0.0	\$0.00	3,859.0	\$1.00

Species Name	Reporting Period: 01/10 to 12/10				Reporting: Appraisal Reports					
	Sawtimber		Pulp and Bolts		Pulpwood		Fuelwood		Biomass	
	MBF	Avg Price	Cords	Avg Price	Cords	Avg Price	Cords	Avg Price	Tons	Avg Price
Aspen	0.0	\$0.00	0.0	\$0.00	53,446.0	\$26.77	0.0	\$0.00	0.0	\$0.00
Balm of Gilead	0.0	\$0.00	0.0	\$0.00	4,466.0	\$21.67	0.0	\$0.00	0.0	\$0.00
Birch Species	0.0	\$0.00	0.0	\$0.00	3,545.0	\$5.74	100.0	\$0.50	0.0	\$0.00
Ash Species	0.0	\$0.00	0.0	\$0.00	3,167.0	\$5.70	0.0	\$0.00	0.0	\$0.00
Elm Species	0.0	\$0.00	0.0	\$0.00	0.0	\$0.00	0.0	\$0.00	0.0	\$0.00
Oak Species	0.0	\$0.00	0.0	\$0.00	0.0	\$0.00	360.0	\$8.06	0.0	\$0.00
Basswood	0.0	\$0.00	0.0	\$0.00	251.0	\$4.84	0.0	\$0.00	0.0	\$0.00
Other Hardwoods	0.0	\$0.00	0.0	\$0.00	308.0	\$5.59	0.0	\$0.00	0.0	\$0.00
Balsam Fir	0.0	\$0.00	0.0	\$0.00	10,850.0	\$15.84	0.0	\$0.00	0.0	\$0.00
Spruce Species	0.0	\$0.00	0.0	\$0.00	11,285.0	\$18.11	0.0	\$0.00	0.0	\$0.00
Tamarack	0.0	\$0.00	0.0	\$0.00	1,367.0	\$5.33	0.0	\$0.00	0.0	\$0.00
White Cedar	0.0	\$0.00	0.0	\$0.00	226.0	\$4.29	0.0	\$0.00	0.0	\$0.00
Jack Pine	0.0	\$0.00	2,192.0	\$34.41	0.0	\$0.00	0.0	\$0.00	0.0	\$0.00
Red & White Pine	0.0	\$0.00	997.0	\$19.77	0.0	\$0.00	0.0	\$0.00	0.0	\$0.00
Maple	0.0	\$0.00	0.0	\$0.00	505.0	\$5.91	0.0	\$0.00	0.0	\$0.00
Mixed Spp-Bio	0.0	\$0.00	0.0	\$0.00	0.0	\$0.00	0.0	\$0.00	1,080.0	\$0.51
Koochiching Co. All Species	0.0	\$0.00	3,189.0	\$29.84	89,416.0	\$21.88	460.0	\$6.41	1,080.0	\$0.51

Lake Co.		Reporting Period: 01/10 to 12/10				Reporting: Appraisal Reports					
<u>Species Name</u>	<u>Sawtimber</u>		<u>Pulp and Bolts</u>		<u>Pulpwood</u>		<u>Fuelwood</u>		<u>Biomass</u>		
	<u>MBF</u>	<u>Avg Price</u>	<u>Cords</u>	<u>Avg Price</u>	<u>Cords</u>	<u>Avg Price</u>	<u>Cords</u>	<u>Avg Price</u>	<u>Tons</u>	<u>Avg Price</u>	
Aspen	0.0	\$0.00	0.0	\$0.00	4,866.7	\$19.69	0.0	\$0.00	0.0	\$0.00	
Balm of Gilead	0.0	\$0.00	0.0	\$0.00	312.5	\$8.23	0.0	\$0.00	0.0	\$0.00	
Birch Species	0.0	\$0.00	4,525.6	\$11.55	551.0	\$7.95	0.0	\$0.00	0.0	\$0.00	
Ash Species	0.0	\$0.00	0.0	\$0.00	1,275.0	\$7.06	0.0	\$0.00	0.0	\$0.00	
Elm Species	0.0	\$0.00	0.0	\$0.00	0.0	\$0.00	0.0	\$0.00	0.0	\$0.00	
Oak Species	0.0	\$0.00	0.0	\$0.00	0.0	\$0.00	0.0	\$0.00	0.0	\$0.00	
Basswood	0.0	\$0.00	0.0	\$0.00	593.0	\$7.10	0.0	\$0.00	0.0	\$0.00	
Other Hardwoods	0.0	\$0.00	0.0	\$0.00	0.0	\$0.00	181.0	\$3.57	0.0	\$0.00	
Balsam Fir	0.0	\$0.00	0.0	\$0.00	2,382.2	\$13.14	0.0	\$0.00	0.0	\$0.00	
Spruce Species	0.0	\$0.00	0.0	\$0.00	2,009.9	\$18.05	0.0	\$0.00	0.0	\$0.00	
Tamarack	0.0	\$0.00	0.0	\$0.00	20.0	\$5.50	0.0	\$0.00	0.0	\$0.00	
White Cedar	0.0	\$0.00	0.0	\$0.00	250.0	\$7.00	0.0	\$0.00	0.0	\$0.00	
Jack Pine	0.0	\$0.00	110.5	\$21.31	0.0	\$0.00	0.0	\$0.00	0.0	\$0.00	
Red & White Pine	0.0	\$0.00	0.0	\$0.00	176.0	\$9.00	0.0	\$0.00	0.0	\$0.00	
Maple	0.0	\$0.00	0.0	\$0.00	4,087.9	\$7.10	0.0	\$0.00	0.0	\$0.00	
Mixed Spp-Bio	0.0	\$0.00	0.0	\$0.00	0.0	\$0.00	0.0	\$0.00	0.0	\$0.00	
Lake Co.	All Species	0.0	\$0.00	4,636.1	\$11.78	16,524.2	\$13.07	181.0	\$3.57	0.0	\$0.00

Pine Co.		Reporting Period: 01/10 to 12/10				Reporting: Appraisal Reports					
<u>Species Name</u>	<u>Sawtimber</u>		<u>Pulp and Bolts</u>		<u>Pulpwood</u>		<u>Fuelwood</u>		<u>Biomass</u>		
	<u>MBF</u>	<u>Avg Price</u>	<u>Cords</u>	<u>Avg Price</u>	<u>Cords</u>	<u>Avg Price</u>	<u>Cords</u>	<u>Avg Price</u>	<u>Tons</u>	<u>Avg Price</u>	
Aspen	0.0	\$0.00	0.0	\$0.00	4,391.0	\$33.38	0.0	\$0.00	0.0	\$0.00	
Balm of Gilead	0.0	\$0.00	0.0	\$0.00	0.0	\$0.00	0.0	\$0.00	0.0	\$0.00	
Birch Species	0.0	\$0.00	1,876.0	\$20.67	0.0	\$0.00	0.0	\$0.00	0.0	\$0.00	
Ash Species	0.0	\$0.00	2,516.0	\$19.54	0.0	\$0.00	0.0	\$0.00	0.0	\$0.00	
Elm Species	0.0	\$0.00	0.0	\$0.00	0.0	\$0.00	0.0	\$0.00	0.0	\$0.00	
Oak Species	0.0	\$0.00	252.0	\$35.42	0.0	\$0.00	0.0	\$0.00	0.0	\$0.00	
Basswood	0.0	\$0.00	0.0	\$0.00	44.0	\$10.89	0.0	\$0.00	0.0	\$0.00	
Other Hardwoods	0.0	\$0.00	0.0	\$0.00	78.0	\$9.09	0.0	\$0.00	0.0	\$0.00	
Balsam Fir	0.0	\$0.00	0.0	\$0.00	0.0	\$0.00	0.0	\$0.00	0.0	\$0.00	
Spruce Species	0.0	\$0.00	0.0	\$0.00	0.0	\$0.00	0.0	\$0.00	0.0	\$0.00	
Tamarack	0.0	\$0.00	0.0	\$0.00	0.0	\$0.00	0.0	\$0.00	0.0	\$0.00	
White Cedar	0.0	\$0.00	0.0	\$0.00	0.0	\$0.00	0.0	\$0.00	0.0	\$0.00	
Jack Pine	0.0	\$0.00	0.0	\$0.00	0.0	\$0.00	0.0	\$0.00	0.0	\$0.00	
Red & White Pine	0.0	\$0.00	0.0	\$0.00	0.0	\$0.00	0.0	\$0.00	0.0	\$0.00	
Maple	0.0	\$0.00	669.0	\$19.48	0.0	\$0.00	0.0	\$0.00	0.0	\$0.00	
Mixed Spp-Bio	0.0	\$0.00	0.0	\$0.00	0.0	\$0.00	0.0	\$0.00	0.0	\$0.00	
Pine Co.	All Species	0.0	\$0.00	5,313.0	\$20.69	4,513.0	\$32.74	0.0	\$0.00	0.0	\$0.00

St. Louis Co.

Reporting Period: 01/10 to 12/10

Reporting: Appraisal Reports

Species Name	Sawtimber		Pulp and Bolts		Pulpwood		Fuelwood		Biomass	
	MBF	Avg Price	Cords	Avg Price	Cords	Avg Price	Cords	Avg Price	Tons	Avg Price
Aspen	0.0	\$0.00	0.0	\$0.00	83,491.0	\$28.74	0.0	\$0.00	0.0	\$0.00
Balm of Gilead	0.0	\$0.00	0.0	\$0.00	2,572.0	\$28.29	0.0	\$0.00	0.0	\$0.00
Birch Species	0.0	\$0.00	0.0	\$0.00	23,087.0	\$10.29	0.0	\$0.00	0.0	\$0.00
Ash Species	0.0	\$0.00	0.0	\$0.00	5,777.0	\$5.22	0.0	\$0.00	0.0	\$0.00
Elm Species	0.0	\$0.00	0.0	\$0.00	0.0	\$0.00	0.0	\$0.00	0.0	\$0.00
Oak Species	0.0	\$0.00	0.0	\$0.00	30.0	\$6.15	0.0	\$0.00	0.0	\$0.00
Basswood	0.0	\$0.00	0.0	\$0.00	1,888.0	\$9.67	0.0	\$0.00	0.0	\$0.00
Other Hardwoods	0.0	\$0.00	0.0	\$0.00	0.0	\$0.00	0.0	\$0.00	0.0	\$0.00
Balsam Fir	0.0	\$0.00	0.0	\$0.00	20,340.0	\$18.31	0.0	\$0.00	0.0	\$0.00
Spruce Species	0.0	\$0.00	0.0	\$0.00	26,281.0	\$29.00	0.0	\$0.00	0.0	\$0.00
Tamarack	0.0	\$0.00	0.0	\$0.00	4,945.0	\$6.75	0.0	\$0.00	0.0	\$0.00
White Cedar	0.0	\$0.00	0.0	\$0.00	0.0	\$0.00	0.0	\$0.00	0.0	\$0.00
Jack Pine	0.0	\$0.00	6,766.0	\$28.20	0.0	\$0.00	0.0	\$0.00	0.0	\$0.00
Red & White Pine	0.0	\$0.00	6,758.0	\$24.35	0.0	\$0.00	0.0	\$0.00	0.0	\$0.00
Maple	0.0	\$0.00	0.0	\$0.00	12,052.0	\$9.16	0.0	\$0.00	0.0	\$0.00
Mixed Spp-Bio	0.0	\$0.00	0.0	\$0.00	0.0	\$0.00	0.0	\$0.00	0.0	\$0.00
St. Louis Co. All Species	0.0	\$0.00	13,524.0	\$26.27	180,463.0	\$22.37	0.0	\$0.00	0.0	\$0.00

USDI - BIA

Reporting Period: 01/10 to 12/10

Reporting: Scale Receipts

Species Name	Sawtimber		Pulp and Bolts		Pulpwood		Fuelwood		Biomass	
	MBF	Avg Price	Cords	Avg Price	Cords	Avg Price	Cords	Avg Price	Tons	Avg Price
Aspen	0.0	\$0.00	0.0	\$0.00	24,786.0	\$18.77	0.0	\$0.00	0.0	\$0.00
Balm of Gilead	0.0	\$0.00	0.0	\$0.00	530.0	\$9.59	0.0	\$0.00	0.0	\$0.00
Birch Species	0.0	\$0.00	45.3	\$11.67	2,897.3	\$6.32	0.0	\$0.00	0.0	\$0.00
Ash Species	0.0	\$0.00	0.0	\$0.00	40.4	\$4.24	0.0	\$0.00	0.0	\$0.00
Elm Species	0.0	\$0.00	0.0	\$0.00	0.0	\$0.00	0.0	\$0.00	0.0	\$0.00
Oak Species	32.8	\$69.50	0.0	\$0.00	102.6	\$4.72	22.0	\$5.69	0.0	\$0.00
Basswood		\$0.00	23.8	\$13.12	12.3	\$4.72	0.0	\$0.00	0.0	\$0.00
Other Hardwoods	0.0	\$0.00	0.0	\$0.00	1,837.3	\$4.40	857.0	\$4.88	0.0	\$0.00
Balsam Fir	0.0	\$0.00	0.0	\$0.00	771.9	\$13.53	0.0	\$0.00	0.0	\$0.00
Spruce Species	16.8	\$26.51	0.0	\$0.00	2,522.6	\$16.87	0.0	\$0.00	0.0	\$0.00
Tamarack	0.0	\$0.00	0.0	\$0.00	1,605.5	\$3.55	0.0	\$0.00	0.0	\$0.00
White Cedar	0.0	\$0.00	0.0	\$0.00	218.8	\$11.89	0.0	\$0.00	0.0	\$0.00
Jack Pine	0.0	\$0.00	526.2	\$21.77	0.0	\$0.00	0.0	\$0.00	0.0	\$0.00
Red & White Pine	208.0	\$49.58	3,580.5	\$29.12	0.0	\$0.00	0.0	\$0.00	0.0	\$0.00
Maple	0.0	\$0.00	0.0	\$0.00	705.9	\$5.19	0.0	\$0.00	0.0	\$0.00
Mixed Spp-Bio	0.0	\$0.00	0.0	\$0.00	0.0	\$0.00	0.0	\$0.00	0.0	\$0.00
USDI - BIA All Species	257.6	\$50.61	4,175.8	\$27.91	36,030.6	\$15.61	879.0	\$4.90	0.0	\$0.00

Chippewa N.F.

Reporting Period: 10/09 to 09/10

Reporting: Appraisal Reports

Species Name	Sawtimber		Pulp and Bolts		Pulpwood		Fuelwood		Biomass	
	MBF	Avg Price	Cords	Avg Price	Cords	Avg Price	Cords	Avg Price	Tons	Avg Price
Aspen	0.0	\$0.00	0.0	\$0.00	42,585.0	\$27.17	0.0	\$0.00	0.0	\$0.00
Balm of Gilead	0.0	\$0.00	0.0	\$0.00	0.0	\$0.00	0.0	\$0.00	0.0	\$0.00
Birch Species	0.0	\$0.00	0.0	\$0.00	0.0	\$0.00	0.0	\$0.00	0.0	\$0.00
Ash Species	0.0	\$0.00	0.0	\$0.00	0.0	\$0.00	0.0	\$0.00	0.0	\$0.00
Elm Species	0.0	\$0.00	0.0	\$0.00	0.0	\$0.00	0.0	\$0.00	0.0	\$0.00
Oak Species	0.0	\$0.00	0.0	\$0.00	0.0	\$0.00	0.0	\$0.00	0.0	\$0.00
Basswood	0.0	\$0.00	0.0	\$0.00	0.0	\$0.00	0.0	\$0.00	0.0	\$0.00
Other Hardwoods	3,199.0	\$29.17	0.0	\$0.00	11,921.0	\$11.32	400.0	\$3.95	0.0	\$0.00
Balsam Fir	0.0	\$0.00	3,357.0	\$22.70	0.0	\$0.00	0.0	\$0.00	0.0	\$0.00
Spruce Species	0.0	\$0.00	0.0	\$0.00	840.0	\$28.31	0.0	\$0.00	0.0	\$0.00
Tamarack	0.0	\$0.00	0.0	\$0.00	372.0	\$7.08	0.0	\$0.00	0.0	\$0.00
White Cedar	0.0	\$0.00	0.0	\$0.00	0.0	\$0.00	0.0	\$0.00	0.0	\$0.00
Jack Pine	0.0	\$0.00	1,388.0	\$42.61	0.0	\$0.00	0.0	\$0.00	0.0	\$0.00
Red & White Pine	4,837.0	\$118.78	9,228.0	\$30.51	0.0	\$0.00	0.0	\$0.00	0.0	\$0.00
Maple	0.0	\$0.00	0.0	\$0.00	0.0	\$0.00	0.0	\$0.00	0.0	\$0.00
Mixed Spp-Bio	0.0	\$0.00	0.0	\$0.00	0.0	\$0.00	0.0	\$0.00	0.0	\$0.00
Chippewa N.F. All Species	8,036.0	\$83.11	13,973.0	\$29.84	55,718.0	\$23.66	400.0	\$3.95	0.0	\$0.00

Superior N.F.

Reporting Period: 10/09 to 09/10

Reporting: Appraisal Reports

Species Name	Sawtimber		Pulp and Bolts		Pulpwood		Fuelwood		Biomass	
	MBF	Avg Price	Cords	Avg Price	Cords	Avg Price	Cords	Avg Price	Tons	Avg Price
Aspen	0.0	\$0.00	0.0	\$0.00	46,421.0	\$19.84	0.0	\$0.00	0.0	\$0.00
Balm of Gilead	0.0	\$0.00	0.0	\$0.00	0.0	\$0.00	0.0	\$0.00	0.0	\$0.00
Birch Species	93.0	\$33.97	0.0	\$0.00	10,024.0	\$4.18	0.0	\$0.00	0.0	\$0.00
Ash Species	0.0	\$0.00	0.0	\$0.00	0.0	\$0.00	0.0	\$0.00	0.0	\$0.00
Elm Species	0.0	\$0.00	0.0	\$0.00	0.0	\$0.00	0.0	\$0.00	0.0	\$0.00
Oak Species	0.0	\$0.00	0.0	\$0.00	0.0	\$0.00	0.0	\$0.00	0.0	\$0.00
Basswood	0.0	\$0.00	0.0	\$0.00	0.0	\$0.00	0.0	\$0.00	0.0	\$0.00
Other Hardwoods	0.0	\$0.00	0.0	\$0.00	9.0	\$6.11	273.0	\$7.88	0.0	\$0.00
Balsam Fir	0.0	\$0.00	0.0	\$0.00	6,054.0	\$9.98	0.0	\$0.00	0.0	\$0.00
Spruce Species	0.0	\$0.00	1,570.0	\$19.58	8,890.0	\$9.28	0.0	\$0.00	0.0	\$0.00
Tamarack	0.0	\$0.00	0.0	\$0.00	0.0	\$0.00	0.0	\$0.00	0.0	\$0.00
White Cedar	0.0	\$0.00	0.0	\$0.00	0.0	\$0.00	0.0	\$0.00	0.0	\$0.00
Jack Pine	0.0	\$0.00	3,592.0	\$13.45	829.0	\$11.97	0.0	\$0.00	0.0	\$0.00
Red & White Pine	0.0	\$0.00	3,878.0	\$40.58	1,575.0	\$6.15	0.0	\$0.00	0.0	\$0.00
Maple	0.0	\$0.00	0.0	\$0.00	872.0	\$7.32	0.0	\$0.00	0.0	\$0.00
Mixed Spp-Bio	0.0	\$0.00	0.0	\$0.00	0.0	\$0.00	0.0	\$0.00	256.0	\$0.34
Superior N.F. All Species	93.0	\$33.97	9,040.0	\$26.15	74,674.0	\$15.16	273.0	\$7.88	256.0	\$0.34

DNR Forestry

Reporting Period: 01/10 to 12/10

Reporting: Appraisal Reports

Species Name	Sawtimber		Pulp and Bolts		Pulpwood		Fuelwood		Biomass	
	MBF	Avg Price	Cords	Avg Price	Cords	Avg Price	Cords	Avg Price	Tons	Avg Price
Aspen	19.2	\$33.67	0.0	\$0.00	337,871.3	\$23.88	7.2	\$4.00	744.7	\$0.95
Balm of Gilead	0.0	\$0.00	0.0	\$0.00	1,306.8	\$14.36	0.0	\$0.00	0.0	\$0.00
Birch Species	30.5	\$36.20	8,586.0	\$10.98	23,001.8	\$7.85	18.5	\$7.54	316.7	\$1.03
Ash Species	49.9	\$37.63	0.0	\$0.00	7,037.9	\$6.26	119.3	\$5.37	0.0	\$0.00
Elm Species	17.8	\$45.08	0.0	\$0.00	75.0	\$4.05	0.0	\$0.00	0.0	\$0.00
Oak Species	1,358.8	\$291.42	11,948.0	\$19.46	5,588.0	\$13.69	570.8	\$7.41	26.1	\$0.80
Basswood	280.8	\$65.49	4,727.0	\$13.24	3,270.5	\$9.54	0.0	\$0.00	0.0	\$0.00
Other Hardwoods	51.4	\$69.16	0.0	\$0.00	37,459.4	\$13.50	210.1	\$3.11	0.0	\$0.00
Balsam Fir	0.0	\$0.00	0.0	\$0.00	37,425.8	\$15.93	0.0	\$0.00	0.0	\$0.00
Spruce Species	513.0	\$106.74	20,439.3	\$26.76	45,037.2	\$19.78	0.0	\$0.00	290.0	\$0.90
Tamarack	0.0	\$0.00	0.0	\$0.00	46,672.9	\$4.75	207.0	\$2.43	0.0	\$0.00
White Cedar	0.0	\$0.00	0.0	\$0.00	983.6	\$5.15	0.0	\$0.00	0.0	\$0.00
Jack Pine	0.0	\$0.00	26,774.0	\$26.34	4,477.2	\$18.22	277.3	\$2.20	752.6	\$0.80
Red & White Pine	4,420.2	\$125.65	72,422.5	\$32.18	5,569.1	\$8.75	0.0	\$0.00	848.0	\$1.00
Maple	62.7	\$219.83	0.0	\$0.00	18,689.0	\$8.47	50.0	\$3.00	9.5	\$0.80
Mixed Spp-Bio	0.0	\$0.00	0.0	\$0.00	0.0	\$0.00	0.0	\$0.00	98,532.2	\$0.90
DNR Forestry All Species	6,804.3	\$153.77	144,896.8	\$27.41	574,465.4	\$19.02	1,460.2	\$4.76	101,519.8	\$0.90